


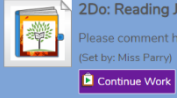


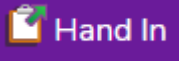




It is lovely to see families embracing our new online system for homework and recording reading. This situation has brought with it many challenges and changes and 'Flexibility' is our new buzzword! Thank you for being so adaptable.

We have had one or two queries regarding use of *Purple Mash* throughout the week. Hopefully, this handy weekly guide should offer some answers to these. Older children should be able to take responsibility for this themselves and may just need reminding.

<p><b>MONDAY Evening</b></p>	<p>Download weekly spellings or spelling rule to practise offline throughout the week.</p>	 <p><i>Spellings will show up as a 2Do.</i> Click on the notification and download the PDF to refer to throughout the week.</p>
<p><b>TUESDAY</b> <b>WEDNESDAY</b> <b>THURSDAY</b></p>	<p>Practise spellings offline.</p> <p><b>KS2</b> Download and complete and 'hand-in' any homework set by the class teacher. Children will be told when homework has been set. This will also show up as a 2Do notification.</p> <p>Record reading in reading record (but <u>do not hand in</u> until Thursday evening).</p>	 <p><i>Open the 2Do, download the homework and complete.</i> <i>When you are ready to hand-in, click 'Upload work', choose your file and then click 'Hand-in'.</i></p>  <p><i>Open the reading record.</i></p>  <p><i>Write a comment and then click the arrow to exit.</i></p>  <p><i>Choose 'Save and Exit'</i></p> 
<p><b>THURSDAY Evening</b></p>	<p>'Hand-in' reading record for teacher to check.</p>	
<p><b>FRIDAY / WEEKEND</b></p>	<p>Download spellings from the test and discuss these with your child.</p> <p>Add a new page to the reading record for next week.</p>	 <p><i>The list of words tested will show up as a 2Do.</i></p>  <p><i>Click the 'Add page Icon'</i></p> <p>Date week commenced: Write in here.. <i>Add the new date.</i></p>